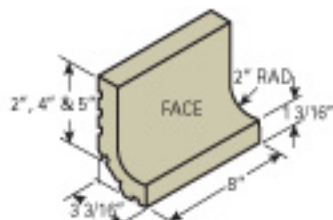


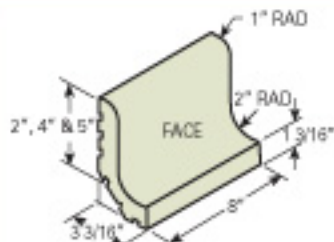
SQUARE TOP COVE BASE

ROUND TOP COVE BASE

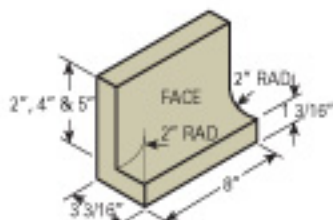
BULLNOSE HEADER/BULLNOSE STRETCHER AND RELATED FITTINGS



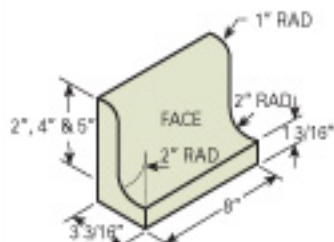
#S1 COVE BASE



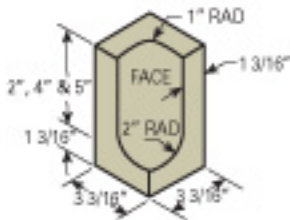
#R1 COVE BASE



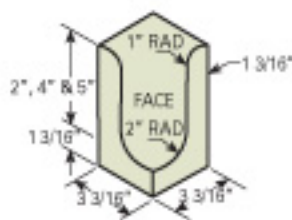
#S2 RT. OR LFT. COVE
STARTER (RIGHT HAND
SHOWN)



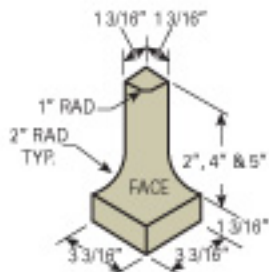
#R2 RT. OR LFT. COVE
STARTER (RIGHT HAND
SHOWN)



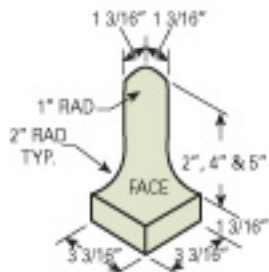
#S3 COVE INT. CORNER



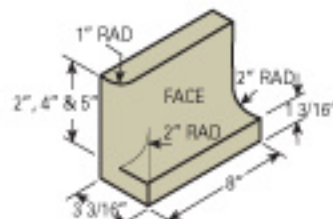
#R3 COVE INT. CORNER



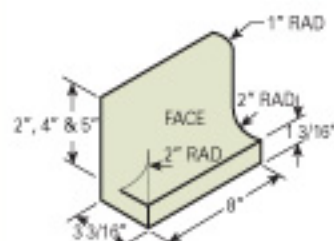
#S4 COVE EXT. CORNER



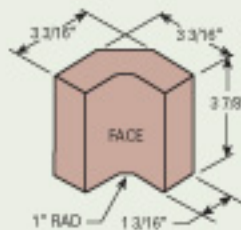
#R4 COVE EXT. CORNER



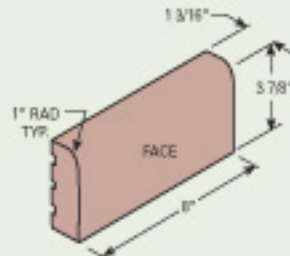
#S5 RT. OR LFT. COVE
STOP BULLNOSE
(RIGHT HAND SHOWN)



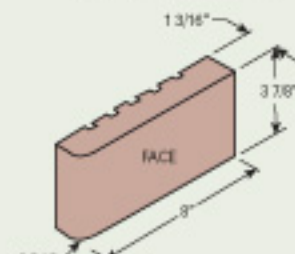
#R5 RT. OR LFT. COVE
STOP BULLNOSE
(RIGHT HAND SHOWN)



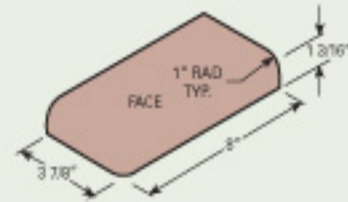
#5 COVE INT. CORNER



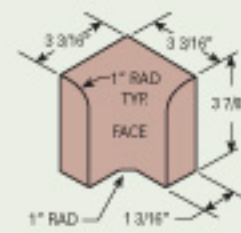
#6 BULLNOSE STRETCHER



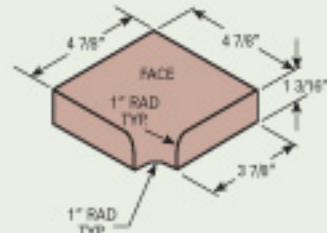
#6 BULLNOSE



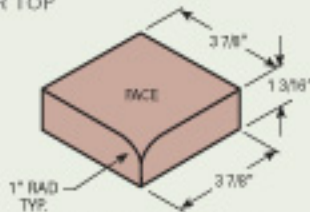
#9 RT. OR LFT. BULLNOSE CORNER
CAP (LEFT HAND SHOWN)



#7 BULLNOSE INT. ROUND
CORNER TOP

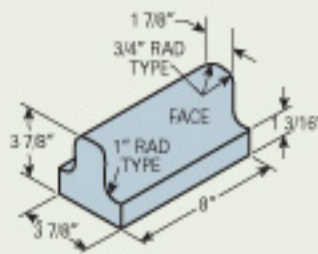


#10 BULLNOSE INTERNAL

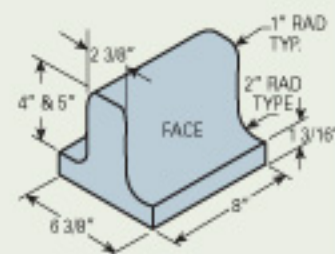


#11 BULLNOSE INTERNAL

DOUBLE COVE CURB



#12 DOUBLE COVE ROUND
TOP CURB
2 3/4" HEIGHT ONLY



#13 DOUBLE COVE ROUND
TOP CURB
AVAILABLE 4" OR 5" HEIGHT

Belden Heavy Duty Floor Brick/Paving Tile and Trim Units are produced in a uniform "Natural Red" color. Please contact The Belden Brick Company for the availability of additional colors.